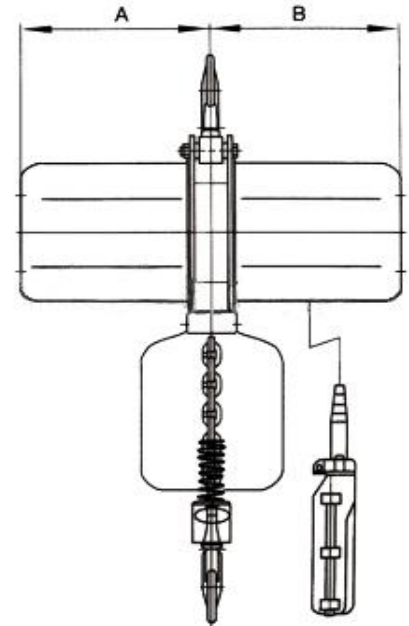
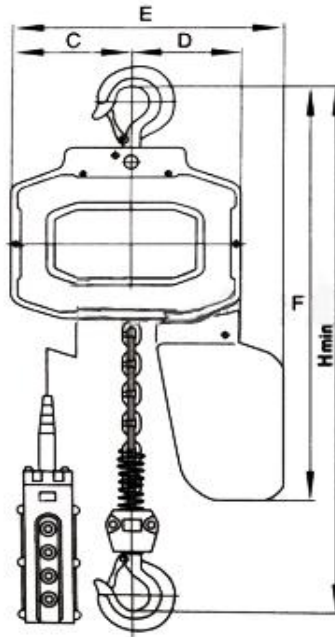


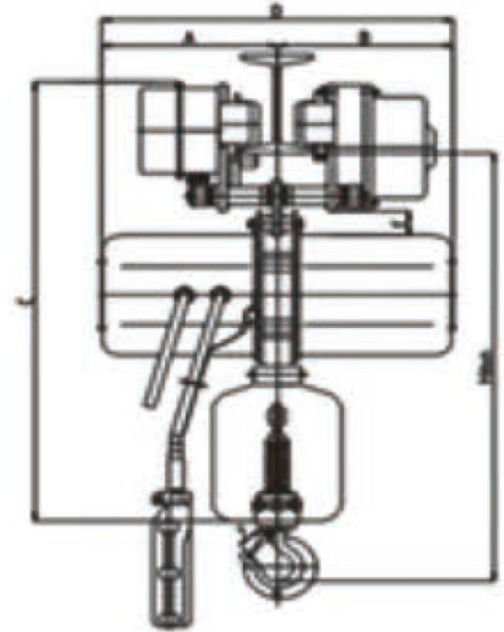
With Hook Suspension
0.5Ton-10Ton

Specifications

Type	Capacity (t)	Lifting Speed (m/min)		Standard Lift (m)	Lifting Motor		Load Chain Diameter (mm) ×chain falls	Test Load (t)	Weight (kg)	Additional Weight per 1m Lift (kg)
		50Hz	60Hz		Power (kw)	Rotation Speed (r/min)				
HHB00501S	0.5	7	8.4	3	0.8	1440 (50Hz) 1728 (60Hz)	7.1 × 1	0.625	50	1.1
HHB0101S	1	7	8.4		1.6		7.1 × 1	1.25	55	1.1
HHB0202S	2	3.5	4.2		1.6		7.1 × 2	2.5	60	2.2
HHB0302S	3	2.3	2.76		3		9 × 2	3.75	78	3.5
HHB0303S	3	4	4.8		1.6		7.1 × 3	3.75	65	3.3
HHB0503S	5	2.6	3.12		3		9 × 3	6.25	100	5.3
HHB1006S	10	2.6	3.12		3.0×2	9 × 6	12.5	260	10.6	

Dimensions (mm)

Type	Capacity (t)	Headroom	A	B	C	D	E	F
		H						
HHB00501S	0.5	500	245	245	158	142	350	600
HHB0101S	1	520	245	245	158	142	350	600
HHB0202S	2	630	245	245	124	176	350	610
HHB0302S	3	800	265	265	127	205	393	738
HHB0303S	3	710	245	245	124	176	350	620
HHB0503S	5	850	265	265	127	205	393	738
HHB1006S	10	1150	265	265	338	338	800	950

With Electric Trolley
0.5Ton-10Ton



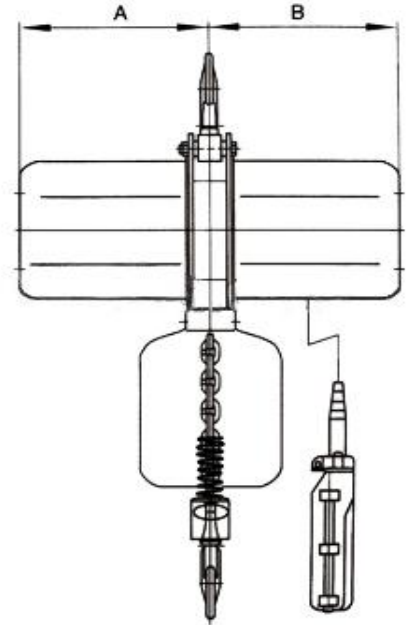
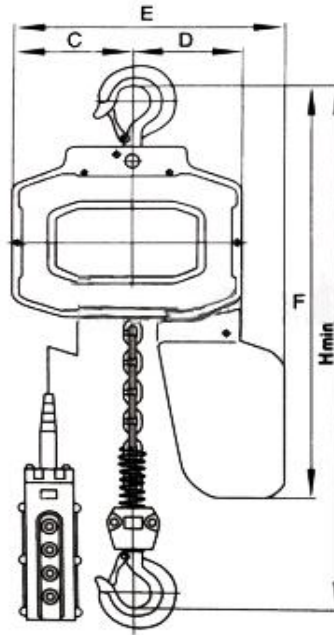
Specifications

Type	Capacity (t)	Lifting Speed (m/min)		Standard Lift (m)	Lifting Motor		Traversing Motor			Load Chain Diameter (mm) ×chain falls	Test Load (t)	I - beam (mm)	Weight (kg)	Additional Weight per 1m Lift (kg)	
		50Hz	60Hz		Power (kw)	Rotation speed (r/min)	Power (kw)	Rotation Speed (r/min)	Traversing Speed (m/min)						
									50Hz	60Hz					
HHB00501S	0.5	7	8.4	3	0.8	1440 (50Hz) 1728 (60Hz)	0.2	1440 (50Hz) 1728 (60Hz)	20	24	6.3 × 1	0.625	74-124	83	0.8
HHB0101S	1	7	8.4		1.6		0.2				7.1 × 1	1.25	74-124	90	1.1
HHB0202S	2	3.5	4.2		1.6		0.3		7.1 × 2	2.5	74-124	95	2.2		
HHB0302S	3	2.3	2.8		3		0.4		10.0 × 2	3.75	102-152	145	4.7		
HHB0303S	3	4	4.8		1.6		0.4		7.1 × 3	3.75	102-152	130	3.3		
HHB0503S	5	2.6	3.1		3	0.4	11.2 × 2	6.25	102-152	170	5.6				
HHB1006S	10	2.6	3.1		3.0×2	0.4	15	18	11.2 × 4	12.5	102-152	400	11.2		

Dimensions (mm)

Type	Capacity (t)	Headroom	A	B	C	D	E	F
		H						
HHB00501S	0.5	500	245	245	158	142	350	600
HHB0101S	1	520	245	245	158	142	350	600
HHB0202S	2	630	245	245	124	176	350	610
HHB0302S	3	800	265	265	127	205	393	738
HHB0303S	3	710	245	245	124	176	350	620
HHB0503S	5	850	265	265	127	205	393	738
HHB1006S	10	1150	265	265	338	338	800	950

With Hook Suspension

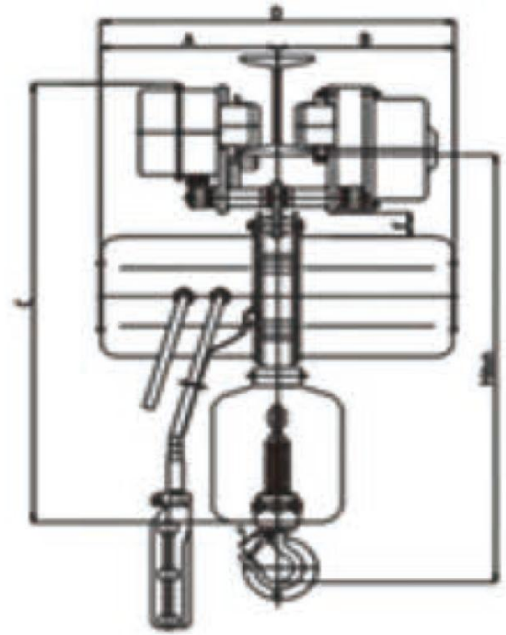
0.5Ton-10Ton

Specifications

Type	Capacity (t)	Lifting Speed (m/min)		Standard Lift (m)	Lifting Motor		Load Chain Diameter (mm) ×chain falls	Test Load (t)	Weight (kg)	Additional Weight per 1m Lift (kg)
		50Hz	60Hz		Power (kw)	Rotation Speed (r/min)				
HHB00501D	0.5	7/2.33	8.4/2.8	3	0.8/2.7	2880/960 (50Hz) 3456/1152 (60Hz)	7.1 × 1	0.625	50	1.1
HHB0101D	1	7/2.33	8.4/2.8		1.6/0.53		7.1 × 1	1.25	55	1.1
HHB0202D	2	3.5/1.17	4.2/1.4		1.6/0.53		7.1 × 2	2.5	60	2.2
HHB0302D	3	4/1.33	4.8/1.6		3.0/1.0		9 × 2	3.75	78	3.5
HHB0303D	3	2.3/0.76	2.8/0.9		1.6/0.53		7.1 × 3	3.75	65	3.3
HHB0503D	5	2.6/0.86	3.1/1		3.0/1.0		9 × 3	6.25	100	5.3
HHB1006D	10	2.6/0.86	3.1/1		3.0×2/1.0×2		9 × 6	12.5	260	10.6

Dimensions (mm)

Type	Capacity (t)	Headroom H	A	B	C	D	E	F
HHB002501D	0.25	430	210	210	116	104	262	500
HHB00501D	0.5	500	245	245	158	142	350	600
HHB0101D	1	520	245	245	158	142	350	600
HHB0202D	2	630	245	245	124	176	350	610
HHB0302D	3	800	265	265	127	205	393	738
HHB0303D	3	710	245	245	124	176	350	620
HHB0503D	5	850	265	265	127	205	393	738
HHB1006D	10	1150	265	265	338	338	800	950

With Electric Trolley
0.5Ton-10Ton



Specifications

Type	Capacity (t)	Lifting Speed (m/min)		Standard Lift (m)	Lifting Motor		Traversing Motor			Load Chain Diameter (mm) × chain falls	Test Load (t)	I - beam (mm)	Weight (kg)	Additional Weight per 1m Lift (kg)	
		50Hz	60Hz		Power (kw)	Rotation speed (r/min)	Power (kw)	Rotation Speed (r/min)	Traversing Speed (m/min)						
HHB00501D	0.5	7/2.33	8.4/2.8	3	0.8/2.7	2880/960 (50Hz) 3456/1152 (60Hz)	0.2/0.05	2880/960 (50Hz) 3456/1152 (60Hz)	20/5	24/6	6.3 × 1	0.625	74-124	83	0.8
HHB0101D	1	7/2.33	8.4/2.8		1.6/0.53		0.2/0.05				7.1 × 1	1.25	74-124	90	1.1
HHB0202D	2	3.5/1.17	4.2/1.4		1.6/0.53		0.3/0.08				7.1 × 2	2.5	74-124	95	2.2
HHB0302D	3	4/1.33	4.8/1.6		3.0/1.0		0.4/0.1				10.0 × 2	3.75	102-152	145	4.7
HHB0303D	3	2.3/0.76	2.8/0.9		1.6/0.53		0.4/0.1				7.1 × 3	3.75	102-152	130	3.3
HHB0503D	5	2.6/0.86	3.1/1		3.0/1.0		0.4/0.1				11.2 × 2	6.25	102-152	170	5.6
HHB1006D	10	2.6/0.86	3.1/1		3.0 × 2 / 1.0 × 2		0.4/0.1				11.2 × 4	12.5	102-152	400	11.2

Dimensions (mm)

Type	Capacity (t)	Headroom	A	B	C	D	E	F
HHB00501D	0.5	500	245	245	158	142	350	600
HHB0101D	1	520	245	245	158	142	350	600
HHB0202D	2	630	245	245	124	176	350	610
HHB0302D	3	800	265	265	127	205	393	738
HHB0303D	3	710	245	245	124	176	350	620
HHB0503D	5	850	265	265	127	205	393	738
HHB1006D	10	1150	265	265	338	338	800	950